



**LX15+**  
Red Light Therapy Neck Belt  
**User Manual**

## 1. About American Wellness Authority:

Our journey began long ago, first at a retail store in North Carolina and then online. Over the years, we've sold some of the country's most iconic brands. Ranging in categories like fitness accessories, professional beauty, healthcare, gourmet food, personal care, and many in between. We've sold thousands of SKUs to happy customers all over North America, and we feel truly blessed for the opportunity.

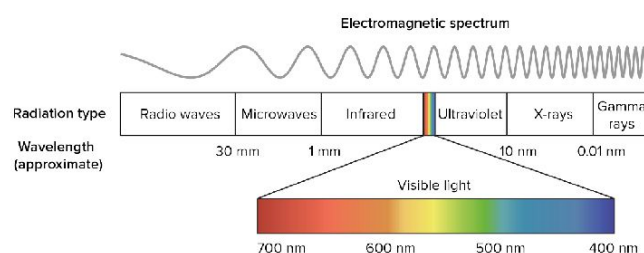
During the Pandemic, we realized how difficult it was to continue delivering our best sellers. We couldn't replenish our stock and there wasn't much we could do. We didn't have control of the production. We couldn't change any designs or product capabilities. With our options limited, we decided to double down on our knowledge and experience, and bring to you American Wellness Authority, or AWA for short.

Since then, our team of 10 spent countless months researching and debating. Searching for ways to deliver practical products, one's we'd be proud of. Our focus was on things that make people feel good and could enhance their lives in one way or another.

So we set out on our journey, and here we are today. We couldn't be more excited to share this with you. And we sincerely appreciate your taking an interest in our product and our company. We're a small, family-run business and there isn't enough we can do to say, thank you.

## 2. About Light Therapy:

Light is a composition of various electromagnetic waves. The white light that we see has a spectrum of 7 different color lights with different wavelengths.



Different wavelengths of visible light penetrate the skin at different depths. Depending on how deeply they penetrate, LED lights to have different biological effects that treat various skin and muscle-related issues.

### Red Light Therapy: (660nm)

- It targets skin cells (fibroblasts), which play a role in collagen production. This protein makes up a large part of connective tissue and helps the skin to recover when it's harmed.
- Reduce skin cell inflammation and redness and improve blood circulation.
- Reduce wrinkles, and dull pigmentation, relieve skin fatigue, restore skin elasticity and luster, and promote skin rejuvenation and deep repair.

### Infrared or Near-Infrared Light Therapy: (850nm)

- Penetrate beyond Dermis and reach muscle tissues.
- Get absorbed by the Mitochondria (also called the Powerhouse of the cell) that accelerate the healing process in the tissues and promote blood circulation that reduces pain effectively.
- Allow skin products to absorb better by enhancing skin elasticity and moisture retention. Helps in shrinking pores.

### 3. Direction of Use:

- To use the neck belt, place it around the area where you're experiencing discomfort.
- Connect the power cord to the belt and a suitable power source or power bank.
- Use the remote control to select your desired mode (e.g., red light, infrared, pulse), temperature, and timer settings.
- Start with shorter sessions and gradually increase the duration as per your comfort.
- The product is designed to auto-shut after the selected time.



#### Remote Control Guide:

- Press the power button to turn the device on. The power switch indicator will illuminate when the device is powered on.
- Press the power button again to turn off the device. The power switch indicator will turn off.

#### Temperature Control:

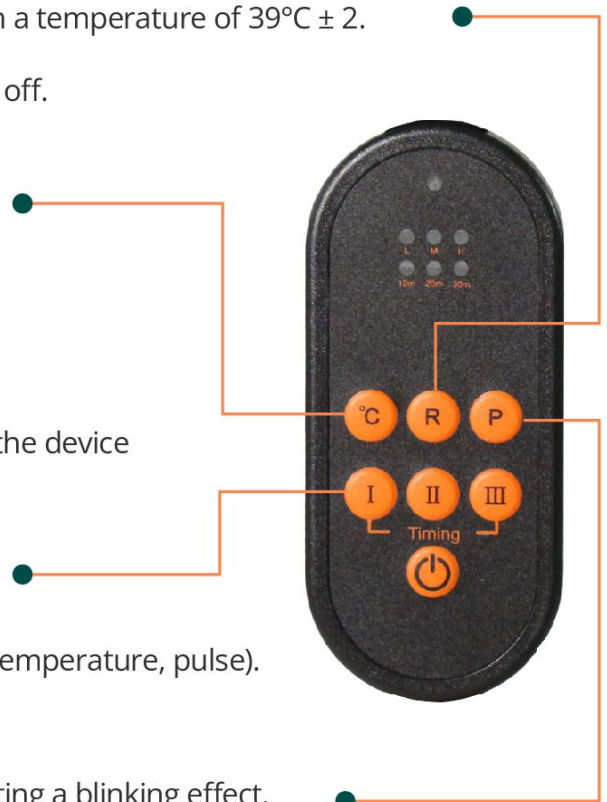
- The remote control allows you to adjust the temperature of the device for your comfort and needs.
- The "R" button: Press it to activate the red light mode with a temperature of  $39^{\circ}\text{C} \pm 2$ .
  - First press:* All LED diodes on.
  - Second press:* Only near-infrared LEDs on, and red LEDs off.
  - Third press:* Only red LEDs on, and near-infrared off.
  - Fourth press:* All LED diodes off.
- The "°C" button: Press it to the temperature.
  - Press again for a higher temperature.
  - First press:* The LED power indicator shows blue.
  - Second press:* The LED power indicator shows red.

#### Timing Selection:

- You can set the timer for your therapy session to ensure the device automatically shuts off at the desired duration:
- Press the timing button to cycle between timing options.
  - "I" for 10 minutes
  - "II" for 20 minutes
  - "III" for 30 minutes
- The timer settings apply to all modes (red light, infrared, temperature, pulse).

#### Pulse Mode:

- LED diodes will cycle through patterns of on and off, creating a blinking effect.
- Usage Frequency and Duration:
  - The device is designed for daily use, recommended 1-2 times a day, and each treatment session can last for at least 4 weeks. Each session can be set to a maximum of 30 minutes.



## 4. Function & Modes:

### 1. Red Light Mode:

**Function:** Emits red light with a specific wavelength that penetrates the skin to stimulate cells and promote natural healing.

**Benefits:** Reduces pain and inflammation, supports skin rejuvenation, and enhances overall well-being.

### 2. Infrared Light Mode:

**Function:** Generates gentle heat from infrared light, which penetrates deep into tissues to relax muscles and improve blood circulation.

**Benefits:** Promotes muscle relaxation, eases discomfort, and supports recovery.

### 3. Pulse Mode:

**Function:** Offers a unique pattern of LED diode activation, providing a soothing and calming therapy experience.

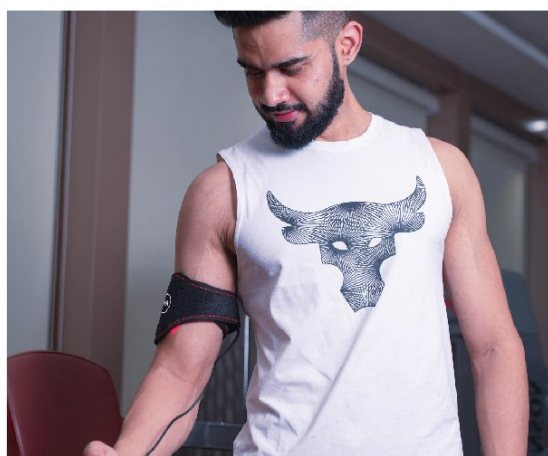
**Benefits:** Aids in relaxation, reduces stress, and enhances overall comfort during therapy sessions.

### 4. Expandable Band for Versatility:

**Function:** The expandable band with velcro attachments allows the device to be used on various body areas.

**Benefits:** Versatile application on the neck, forearm, calf, wrist, shoulder, ankle, bicep, stomach, knee, elbow, and more, making it a comprehensive solution for holistic well-being.

The combination of these functions and modes makes the LX15+ Red Light Therapy Neck Belt a powerful tool for those seeking pain relief, relaxation, skin improvement, and overall wellness enhancement.



## 5. Technical Specifications:

---

<b>Material</b>	Fabric	<b>Shell Color</b>	Black
<b>Actual Power</b>	6W	<b>Wavelength</b>	660nm/850nm
<b>LED Quantities</b>	32pcs	<b>Product Size</b>	22.4*4.1*0.0in
<b>Output Current</b>	12.0V---1000mA	<b>Input Voltage</b>	12.0V---1000mA
<b>Carton Dimensions</b>	7.5*6.3*2.5in	<b>Temperature</b>	43°C-47°C ± 2
<b>Product Weight</b>	1.1lbs	<b>G.W.</b>	2.2lbs

## 6. Precautions (DOs and DON'Ts):

---

- Follow the provided user manual for safe and effective use.
- Keep the belt dry and avoid using it in wet or damp conditions.
- Store the waist belt in a cool, dry place when not in use.
- Do not use the LX15+ belt if you are pregnant.
- Keep the belt out of reach of children.
- Do not use the waist belt while sleeping.
- Avoid staring directly at the light.

## 7. Cleaning:

---

- Ensure the device is turned off and disconnected from any power source before cleaning.
- Take a soft, damp (not wet) cloth. You may dampen it with warm water if necessary. Ensure the cloth is not dripping with water to prevent moisture from seeping into the device.
- Carefully wipe the fabric surface of the neck belt with the damp cloth. Gently rub any areas that need cleaning.
- Do not soak the neck belt or use excessive water as it may damage the LEDs and the device's electronic components.
- After cleaning, allow the neck belt to air dry completely before using it again. Ensure it's completely dry to prevent any potential moisture-related issues

## 8. Storage:

---

- Store the waist belt in a cool, dry place when not in use.
- Ensure that it is kept away from direct sunlight, extreme temperatures, and moisture.
- Place the belt in a protective bag or cover, if available, to prevent dust accumulation.
- Keep the remote control and power cord with the belt for convenient access when needed.

## 9. FAQs:

---

### **Where can I use the LX15+ Red Light Therapy Neck Belt?**

The neck belt's expandable design allows it to be used on various body areas, including the neck, forearm, calf, wrist, shoulder, ankle, bicep, stomach, knee, elbow, and more. You can tailor your therapy to your specific needs.

### **How do I switch between different body areas for therapy sessions?**

The expandable band with Velcro attachments makes it easy to secure the neck belt in various positions. Simply adjust the band to the desired body area and secure it in place for your session.

### **Can multiple family members use the same neck belt?**

While the neck belt is designed for individual use, you can disinfect it between uses to maintain hygiene if multiple family members wish to use it.

### **What are the benefits of using the LX15+ on different body areas?**

Using the neck belt on various body areas can provide localized relief, promote relaxation, and support well-being. Each area may have specific benefits, depending on your goals.

### **Is there a specific mode recommended for certain body areas?**

You can choose from various modes, including red light, infrared, blinking, and pulse modes, depending on your comfort and needs. Experiment with different modes to find what works best for each body area.

### **How often should I use the neck belt on different areas of my body?**

You can use the neck belt 1-2 times daily on each body area, and each session can last for at least 4 weeks. Ensure you move the device to the next treatment area after each session.

### **Can I customize therapy sessions for different areas of my body?**

Yes, you can tailor your therapy sessions by choosing the mode, intensity, and duration that best align with the specific needs of each body area.

### **What's the recommended duration for each therapy session?**

Sessions can last up to 30 minutes, but you can start with shorter durations and gradually increase them as per your comfort and progress.

## 10. Warranty:

---

For additional information, feedback, and warranty registration, please don't hesitate to contact us. Our dedicated support team is here to assist you.

### Contact Information

Email: [Contact@awastore.us](mailto:Contact@awastore.us)

### Warranty Details:

Enjoy peace of mind with a 1-year warranty for your LX15+ Neck Red Light Therapy Belt.

### Warranty Registration:

To register your product for warranty coverage and access exclusive benefits, simply scan the QR code below or visit our website.



We value your satisfaction and are committed to providing exceptional customer support. Your feedback and warranty registration help us ensure your product's continued performance.

## 11. Disclaimer:

---

This device has not been evaluated by the U.S. Food & Drug Administration (FDA). Our products are designed to maintain or encourage a healthy lifestyle and are not intended to diagnose, treat, cure, or prevent any disease. Our products are low-risk, general wellness/fitness products that do not require FDA clearance, in accordance with the "General Wellness: Policy on Low-Risk Devices" draft released on January 20, 2015.

## 12. Contact Us:

---

You can contact the AWA team via Email: [contact@awastore.us](mailto:contact@awastore.us)  
You can visit [www.awastore.us](http://www.awastore.us) for more information.



American Wellness Authority



American Wellness Authority



[awa\\_products](#)



[awastore.us](#)



[awastore\\_us](#)



[awastore\\_us](#)